

**Communication**

# Electrocoagulation and Electrooxidation for Disinfecting Water: New Breakthroughs and Implied Mechanisms

Djamel Ghernaout<sup>1,2</sup><sup>1</sup>Chemical Engineering Department, College of Engineering, University of Ha'il, Ha'il, Saudi Arabia<sup>2</sup>Chemical Engineering Department, Faculty of Engineering, University of Blida, Blida Algeria**Email address:**

djamel\_andalus@hotmail.com

**To cite this article:**Djamel Ghernaout. Electrocoagulation and Electrooxidation for Disinfecting Water: New Breakthroughs and Implied Mechanisms. *Applied Engineering*. Vol. 3, No. 2, 2019, pp. 125-133. doi: 10.11648/j.ae.20190302.18**Received:** August 23, 2019; **Accepted:** September 5, 2019; **Published:** September 19, 2019

---

**Abstract:** Electrochemical technology may present an option of treating water since they have proved some benefits over conventional techniques, like decreased handling and storage of chemicals and cost-effectiveness. Consecutive electrochemical techniques have yet to be tried for removing *Escherichia coli* in potable waters. In this review, a brief discussion of the work of Lynn [1] is presented. Lynn [1] studied electrocoagulation (EC) and electrooxidation (EO) employing two model surface waters and two model groundwaters to define the performance of consecutive EC-EO for removing *E. coli*. At a current density of 1.67 mA/cm<sup>2</sup> for 1 min, bench-scale EO alone attained 4-logs reduction of *E. coli* in the model shallow aquifer. Elevating the EO current density to 6.67 mA/cm<sup>2</sup> for 1 min presented similar levels of *E. coli* reduction in the model deep aquifer. Employing a current density of 10 mA/cm<sup>2</sup> for 5 min EC attained 1-log or bigger *E. coli* removal in all model waters. No supplementary reduction beyond EC alone was reached employing consecutive EC-EO. Diminutions in the initial pH of the surface waters in order to reach bigger natural organic matter elimination did not improve *E. coli* cells killing with EC-EO comparatively with EC alone. De facto, around 64% of NOM was eliminated regardless of the variation in pH, which possibly restricted *E. coli* removal. More causes for the shortage of enhancement in *E. coli* disinfection may have comprised the existence of iron after EC or deficient EO current density. Diminishing the initial water pH did enhance *E. coli* reduction employing EO when pretreated via EC compared to the baseline water matrix pH. Despite the breakthroughs obtained throughout the Lynn [1] research in both EC and EO processes for disinfecting water in terms of mechanisms and optimization, great research remains to be accomplished with a view to largely accept these electrochemical techniques in the water treatment industry. Finding the correct hybridization and appropriate combination of such methods, and probably introduce other physical techniques like adsorption and magnetic treatment, would open large perspectives in implementing electrochemical engineering in water treatment.

**Keywords:** Electrocoagulation (EC), Electrooxidation (EO), Disinfection, Electric Field, Electrodes, Microorganisms

---

## 1. Introduction

Electrochemical techniques can present many benefits over traditional water treatment [1, 2], rendering those especially useful to small water treatment devices [1, 3]. Benefits comprise avoiding corrosive chemical products, small footprint, no alkalinity depletion, straightforward operation and automation, and portability for water treatment during emergencies and in remote settings [4, 5]. Two frequent electrochemical methods are electrocoagulation (EC) and electrooxidation (EO), which both provide viable removal (comprising both physical elimination and/or demobilization

routes) of a collection of pollutants comprising natural organic matter (NOM, the main disinfection by-product (DBP) precursor) and microorganisms such as *Escherichia coli* [6, 7].

EC uses DC power to generate *in situ* coagulants employing corrodible metal electrodes, usually iron [8] or aluminum [1, 9]. Liberating metal ions produces metal hydroxide flocs [10], which may thereafter be physically removed from water employing flotation, sedimentation, or filtration [11, 12]. EC has shown elimination of microbes such as *E. coli* through the production of *in situ* coagulants, which posteriorly flocculate with microorganisms and may be filtered from water [13-16].

Researchers [15] mentioned the elimination of 2-4 logs *E. coli* employing EC with Fe electrodes, with more important reduction as coagulant dose augmented or pH was adjusted. Moreover, EC may eliminate NOM from water, that way decreasing the generation of toxic DBPs [4, 17, 18]. With a view to more increase NOM elimination, enhanced coagulation employing elevated coagulant dose or diminished initial pH may assist [19-21].

EO utilizes DC power and non-reactive electrodes, like mixed metal oxides (MMO) and boron-doped diamond (BDD), to remove contaminants, directly or indirectly via producing oxidants in water [22]. Following the water matrix or electrode kind, EO may oxidize chloride to produce free chlorine species. Employing convenient electrodes, EO possessed the potential of generating reactive oxygen species like hydroxyl radicals [23]. Demobilizing microorganisms, such as *E. coli*, may happen in EO application during reactions with the formed oxidants in solution [24]. Identically to classical disinfection methods, EO will induce DBPs generation if the oxidants react with NOM [24, 25]. If EO was viewed as an encouraging method, the existence of DBP precursors proves the necessity for a pretreatment technique to eliminate NOM [1].

During the last three decades, many scientists have largely tested EC and EO remediation for both potable water and wastewater [13-15, 26-28]. Several investigations surprisingly integrated electrochemical techniques for dealing with industrial and urban wastewaters [26, 29, 30]. Nevertheless, Lynn [1] focused on consecutive EC-EO with a view to deal with *E. coli* in potable water. To attain such objective, Lynn [1] studied the performance of consecutive EC-EO for removing *E. coli* in different potable water matrices. Firstly, Lynn [1] aimed to prove *E. coli* reduction employing consecutive EC-EO to deal with a synthetic surface and groundwater matrices. It was supposed that *E. coli* removal in the surface water would be promoted utilizing EC-EO since surface waters carry NOM, the oxidant demand of which may overlap with killing microorganisms' technologies. EC was expected to eliminate an elevated level of NOM (that way decreasing oxidant demand), so elevating *E. coli* removal via EO. Secondly, Lynn [1] focused on the usage of enhanced EC (employing pH adjustment) as a pretreatment before EO for removing *E. coli*. A lower initial pH was supposed to augment NOM reduction via EC and then promote killing microbes' via producing a higher portion of free chlorine in the more efficient HOCl form throughout EO [1]. The iron injected throughout EC was envisaged to destroy oxidants like free chlorine throughout EO, but also improve *E. coli* removal by Fenton-like reactions.

## 2. Traditional Treatment

A traditional potable water treatment plant usually contains grit screening, coagulation, flocculation, sedimentation, granular filtration, and disinfection [31, 32]. As each unit process may decrease pollutants, a plurality of *E. coli* reduction frequently happens throughout killing

microorganisms' stage [33]. As an illustration, it is well established that chlorination demobilizes *E. coli* [1].

According to the US EPA's National Primary Drinking Water Regulations, a facility cannot have more than 5% positive total coliform samples in the treated effluent per month [34]. With a view to satisfying this demand, a *Ct* level (Concentration of disinfectant  $\times$  contact time) is employed to confirm that the objective degree for microorganisms' killing is obtained. Usually, *Ct* levels correspond to a definite area of microorganisms' demobilization following water key parameters such as temperature and pH. As an illustration, a *Ct* of 15 mg-min/L free chlorine conducts to approximately 4-logs *E. coli* demobilization at pH 7 and 22°C [1].

More than the aimed demobilization of microbes, water treatment technology's scheme and running have as well to take into account the generation of DBPs. The US EPA Enhanced Coagulation Guidance Manual [35] explained how coagulation techniques might be ameliorated to diminish DBP precursors like NOM before disinfectants injection [18, 36]. Enhanced coagulation fixes on bigger NOM elimination through either augmenting the coagulant dose or diminishing the water's pH [35, 37, 38]. Solids elimination methods like coagulation may as well reduce many portions of microbes [39]. As an illustration, an average of 2 logs reduction of *E. coli* may be attained throughout coagulation/flocculation/sedimentation upon optimized parameters with an iron-based coagulant [1].

Conventional treatment techniques are suitable to eliminate a range of pollutants from potable waters; nonetheless, traditional handling can possess hazards and restrictions [40]. Disinfecting using chlorine has an effect on the odor and taste of the water as well as injecting corrosive chemical products, like sodium hypochlorite, which may be poisonous to transport, handle, and store [41,42]. Disinfecting employing chlorine is as well less performant versus chlorine-resistant microorganisms, like *Cryptosporidium* [1]. Coagulation as well possesses many restrictions. Injecting a chemical coagulant may affect global water quality through consuming alkalinity, that way diminishing buffering potential, which may conduct to more introduced chemical agents in downstream treatment. The sulfates and chlorides injected with ferric or aluminum coagulants may as well provoke corrosion downstream [17].

## 3. Electrochemical Treatment Techniques

Electrochemical technology concerns the usage of particular electrode material conceived to generate *in situ* ions in the water viewing physical-chemical pollutant elimination [43, 44]. Electrochemical techniques, like EC and EO, possess diverse benefits over classical technology [45, 46]. The EC method does not necessitate the processing and storage of harmful chemical agents [47, 48]. Additional benefits comprise no alkalinity utilization [48, 49], easy availability during emergencies [50, 51], and lower production of DBPs compared to chlorination [52, 53]. In addition, the electrochemical application may be more cost effective than

conventional treatment, rendering such methods useful to small drinking water systems [54, 55]. Nonetheless, the augmented electricity request by electrochemical industries has to be taken into account [1].

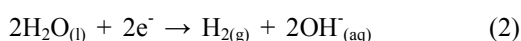
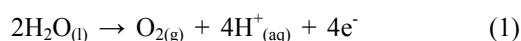
In terms of electrochemical technology performance, the current density is viewed as the main parameter [1]. It is described as the current exercised above the submerged surface area of the electrode [56, 57]. The device scheme may as well affect running following the number of electrodes or the device's form [57, 58]. Concentrations of electrolytes such as chloride [43] in the solution have great contributions in if or not the technique is performant, like deciding which oxidants are probably to produce, e.g., free chlorine or hydroxyl radicals [22, 41].

An additional fundamental indicator of electrochemical technology is the electrode material, which dictates the species formed [1]. EC employs Fe or Al electrodes to produce species identical to that of chemical coagulation [59, 60]. On the other hand, EO electrode materials are chosen following the oxidants necessitated for killing microorganisms. As an illustration, MMO boost bigger free chlorine production, whilst BDD are utilized for more important reactive oxygen species formation [22, 41].

### 3.1. Electrooxidation (EO)

As an electrochemical technology, EO is employed for killing pathogens' purposes [5, 27]. EO possesses many benefits comparatively with classical chlorine-founded disinfection, comprising that it is readily worked, environmentally friendly, and cost-effective [23]. Throughout EO application, diverse biological and chemical pollutants may be removed by direct and indirect oxidation procedures [23, 28]. In addition, generating DBPs is importantly diminished during EO application as it usually forms a lower free chlorine concentration than utilized in classical disinfection methods [1, 24, 28].

EO acts throughout two major pathways in removing microorganisms: direct and indirect oxidation [41, 61]. Direct oxidation happens if water adsorbs to the anode surface and is oxidized to produce hydroxyl radicals [61]. The hydroxyl radicals will directly oxidize pollutants in contact with the electrode surface [61]. Indirect oxidation takes place based on electrolyzing water at the anode and cathode [1], as shown via Eqs. (1) and (2), respectively:



It is well established that a secondary electrolysis process during EO is the oxidation of chloride to produce free chlorine, a frequent killing agent [23, 41]. Free chlorine formation (hypochlorous acid or hypochlorite ion, based on pH) presents an identical demobilization route to conventional disinfection [7, 27]. Different oxidants, like ozone or hydrogen peroxide, may as well be formed [27]. Nonetheless, levels of such oxidants are less important, and they, consequently, are not viewed as main actors in killing pathogens comparatively with

free chlorine and hydroxyl radicals [1, 27].

A different indirect pollutant removal route in EO is the formation of hydroxyl radical, particularly in waters without chloride electrolytes [23, 41]. Hydroxyl radicals are very performant in fragmenting organic molecules and microbes [1, 23].

An additional probable indirect oxidation route is Fenton's reaction, which is the oxidation of ferrous iron with hydrogen peroxide at a low pH (< 4), conducting to the formation of hydroxyl radicals [26, 45]. Nevertheless, the introduced contaminant of metallic salt renders this a non-ideal reaction [1].

Demobilizing *E. coli* via EO may be realized employing either MMO [27, 28] or BDD [27] anodes. The principal parameters that affect the removal of *E. coli* comprise current density, water features, and electrode material [1]. Diverse studies have proved that bigger current densities correspond with elevated results of *E. coli* reduction [23, 27]. Researchers [28] employed MMO platinum (Pt) electrodes to assess the effects of particular electrolyte on *E. coli* demobilization and established that chloride possesses a fundamental contribution in killing microbes. Demobilizing *E. coli* routes are imposed by anode type and supporting electrolytes existing in water [27]. Chloride is usually present in most waters and several studies have shown MMO Ir/O<sub>2</sub> electrodes possessing the most important chlorine rate production, rendering them the most efficient electrode for killing microorganisms using free chlorine [27, 41, 62].

On the other hand, it is well-established that EO may form DBPs during oxidation reactions with the NOM present water [24, 41, 63, 64]. It was observed that prolonged treatment periods or elevated currents were needed to obtain the elimination of NOM [64]. As a result, producing DBPs during EO dictates that some pretreatment would be necessary to diminish NOM in the water before EO.

### 3.2. Electrocoagulation (EC)

Even if EC is identical to the conventional coagulation [65, 66], it possesses several benefits over her. Chemical coagulants such as aluminum sulfate (alum) and ferric chloride induce several problems in treatment plants [67, 68]. As an illustration, traditional coagulation may diminish pH and may waste alkalinity, which conducts to more chemical introduction to re-equilibrate a neutral pH before distribution [69]. On the other hand, EC does not destroy alkalinity [1].

An additional problem with conventional coagulation is treating the sludge waste. Usually, EC usually deals with lower sludge generation [17, 70]. In addition, EC references propose that it can more efficiently eliminate smaller colloids comparatively with classical methods because of electrophoretic mobility [65]. This may comprise dissolved species such as hydrophilic acids (a portion of NOM), which are hard to reduce chemically [17, 71]. Eliminating hydrophilic acid may take place if the pH is acidic, promoting precipitation and charge neutralization [39, 72]. In addition, EC forms hydrogen gas on the cathode, which provokes electroflotation via pushing flocs to rise to the surface [1, 46,

66].

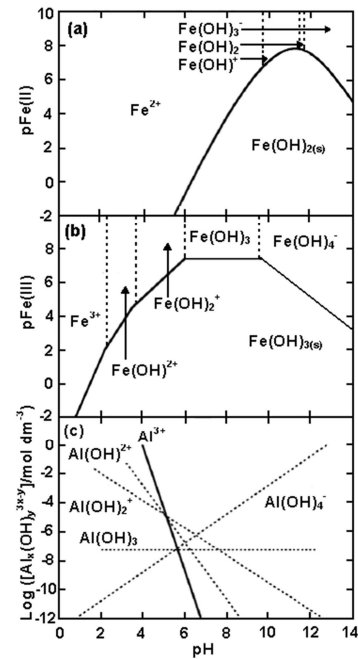
Identically to classical coagulation, throughout EC both chemical and physical reduction routes are involved in solids elimination. The main gap is the *in situ* injection of the coagulant metal dose throughout EC [41]. The concentration introduced,  $C$  (g/L) (Eq. (3)), may be determined following Faraday's law (Eq. (4)), which assesses the injection of metal coagulant ion ( $M^+$  [ $Al^{3+}/Fe^{2+}$ ]) introduced to the water accordingly to a defined current and time [1, 57]:

$$C = \frac{m}{V} \quad (3)$$

$$m = \frac{I \times t \times M_w}{z \times F} \quad (4)$$

where  $m$  is the mass of liberated metal (g),  $I$  is the electric current intensity (A),  $t$  is the residence time (s),  $M_w$  is the molecular weight of the metal,  $z$  is the number of electrons (e.g., in this case,  $Fe^{2+} = 2$ ),  $F$  is the Faraday's constant (96,485 C/mol), and  $V$  is the volume of the treated water (L).

Figure 1 illustrates diverse iron and aluminum species that may be generated following the pH and metal concentration. Identically to chemical coagulation method, the  $M^+$  ions will react with the hydroxyl to produce different polymeric hydroxide complexes [41, 73]. As a function of pH, the polymeric hydroxides will react with negatively charged molecules and solids, such as dissolved and particulate NOM and *E. coli* cells, via charge neutralization [11, 13]. Metal hydroxide precipitate may as well be in a flash formed, inducing agglomeration of smaller solids throughout differential settling flocculation [15]. Following the pH diminution, charge neutralization will possess a more significant contribution, particularly at lower coagulant doses [1].



**Figure 1.** Predominance-zone diagrams for (a) Fe(II) and (b) Fe(III) chemical species in aqueous solution. The straight lines represent the solubility equilibrium for insoluble  $Fe(OH)_2$  and  $Fe(OH)_3$ , respectively, and the dotted lines represent the predominance limits between soluble chemical species [41]. (c) Diagram of solubility of Al(III) species as a function of pH [73].

Table 1 lists the EC mechanisms employing Fe (pH 2, 7 and 12) and Al (pH 7) electrodes [22, 55, 70]. At the same time, the cathode liberates hydrogen gas and hydroxide ions, which participates in augmenting pH during EC application [41]. As a result, the formed flocs will be eliminated by either electroflotation or further flocculation and settling [41]. Flocculation pathways (such as diffusion, advection, or differential settling) let EC eliminate diverse solids from water comprising microorganisms, NOM, and inorganics [13-15].

**Table 1.** EC mechanisms using Fe (pH 2, 7 and 12) and Al (pH 7) electrodes [22, 55, 70].

Fe mechanisms	
Mechanism #1 (pH 2)	<p>Anode:  <math>2Fe_{(s)} - 4e^- \rightarrow 2Fe^{2+}_{(aq)}</math> (<math>E^\circ = +0.447</math> V) (5)  <math>2H_2O_{(l)} - 4e^- \rightarrow O_{2(g)} + 4H^+_{(aq)}</math> (<math>E^\circ = -1.229</math> V) (1)</p> <p>Solution:  <math>2Fe^{2+}_{(aq)} + 4OH^-_{(aq)} \rightarrow 2Fe(OH)_{2(s)}</math> (6)</p> <p>Cathode:  <math>8H^+_{(aq)} + 8e^- \rightarrow 4H_{2(g)}</math> (<math>E^\circ = 0.000</math> V) (7)</p> <p>Total:  <math>2Fe_{(s)} + 6H_2O_{(l)} \rightarrow O_{2(g)} + 4H_{2(g)} + 2Fe(OH)_{2(s)}</math> (8)</p>
Mechanism #2 (pH 7)	<p>Anode:  <math>2Fe_{(s)} - 4e^- \rightarrow 2Fe^{2+}_{(aq)}</math> (<math>E^\circ = +0.447</math> V) (9)  <math>Fe^{2+}_{(aq)} - e^- \rightarrow Fe^{3+}_{(aq)}</math> (<math>E^\circ = -0.771</math> V) (10)  <math>Fe_{(s)} - 3e^- \rightarrow Fe^{3+}_{(aq)}</math> (<math>E^\circ = +0.037</math> V) (11)</p> <p>Solution:  <math>Fe^{2+}_{(aq)} + 2OH^-_{(aq)} \rightarrow Fe(OH)_{2(s)}</math> (12)  <math>2Fe^{3+}_{(aq)} + 6OH^-_{(aq)} \rightarrow 2Fe(OH)_{3(s)}</math> (13)</p> <p>Cathode:  <math>8H_2O_{(l)} + 8e^- \rightarrow 4H_{2(g)} + 8OH^-_{(aq)}</math> (<math>E^\circ = -0.828</math> V) (2)</p> <p>Total:  <math>3Fe_{(s)} + 8H_2O_{(l)} \rightarrow Fe(OH)_{2(s)} + 2Fe(OH)_{3(s)} + 4H_{2(g)}</math> (14)</p>
Mechanism #3 (pH 12)	<p>Anode:  <math>2Fe_{(s)} - 6e^- \rightarrow 2Fe^{3+}_{(aq)}</math> (<math>E^\circ = +0.037</math> V) (15)</p>

Al mechanism	Solution: $2\text{Fe}^{3+}_{(\text{aq})} + 6\text{OH}^{-}_{(\text{aq})} \rightarrow 2\text{Fe}(\text{OH})_{3(\text{s})}$ (16) Cathode: $6\text{H}_2\text{O}_{(\text{l})} + 6\text{e}^{-} \rightarrow 3\text{H}_{2(\text{g})} + 6\text{OH}^{-}_{(\text{aq})}$ ( $E^{\circ} = -0.828 \text{ V}$ ) (2) Total: $2\text{Fe}_{(\text{s})} + 6\text{H}_2\text{O}_{(\text{l})} \rightarrow 2\text{Fe}(\text{OH})_{3(\text{s})} + 3\text{H}_{2(\text{g})}$ (17)
Mechanism (pH 7)	Anode: $\text{Al}_{(\text{s})} - 3\text{e}^{-} \rightarrow \text{Al}^{3+}_{(\text{aq})}$ ( $E^{\circ} = +1.66 \text{ V}$ ) (18) $2\text{H}_2\text{O}_{(\text{l})} - 4\text{e}^{-} \rightarrow \text{O}_{2(\text{g})} + 4\text{H}^{+}_{(\text{aq})}$ ( $E^{\circ} = -1.229 \text{ V}$ ) (1) Solution: $\text{Al}^{3+}_{(\text{aq})} + 3\text{OH}^{-}_{(\text{aq})} \rightarrow \text{Al}(\text{OH})_{3(\text{s})}$ (19) $\text{Al}(\text{OH})_{4}^{-}_{(\text{aq})} \rightarrow \text{OH}^{-}_{(\text{aq})} + \text{Al}(\text{OH})_{3(\text{s})}$ (20) Cathode: $4\text{H}_2\text{O}_{(\text{l})} + 4\text{e}^{-} \rightarrow 2\text{H}_{2(\text{g})} + 4\text{OH}^{-}_{(\text{aq})}$ ( $E^{\circ} = -0.828 \text{ V}$ ) (2) $\text{Al}_{(\text{s})} + 4\text{OH}^{-}_{(\text{aq})} - 3\text{e}^{-} \rightarrow \text{Al}(\text{OH})_{4}^{-}_{(\text{aq})}$ (21) Total: $2\text{Al}_{(\text{s})} + 8\text{H}_2\text{O}_{(\text{l})} \rightarrow 5\text{H}_{2(\text{g})} + 2\text{Al}(\text{OH})_{3(\text{s})} + \text{O}_{2(\text{g})}$ (22)

Researchers [15] mentioned that *E. coli* mitigation via EC might be similar to or more important than degrees detected in chemical coagulation with settling. Ghernaout et al. [13] proved that elevating the electric current intensity will conduct to more increased removal of *E. coli*, identical to the tendency shown for NOM reduction. As illustrated through Faraday's law (Eq. (4)), the electric current has a key action for EC coagulant produced, and bigger coagulation application may constitute more flocs for physical removal route [13, 14]. Augmenting the current loading rate via regulating treatment period can as well influence the dose, once more improving removal of *E. coli* [1]. Scientists [15] moreover established that dose has a crucial contribution, showing an enhanced reduction of *E. coli* in synthetic groundwater as the EC iron dose augmented. Boudjema et al. [14] established that 2.84–logs *E. coli* cells were eliminated employing EC worked at 2.0 A for 10 min (around 110 mg/L Al). On the other hand, a more important dose can touch the EC performance via constituting more important sludge [1].

The primary mitigation route of *E. coli* elimination over EC process is adsorption through flocculation [14, 15]. Supplementary probable routes comprise direct damage to the cell or proteins via passage through the electrical field [7, 13, 14] or reaction with oxidants produced via electrolysis [1, 13, 15].

### 3.3. Electrocoagulation – Electrooxidation (EC-EO)

Both EO and EC present benefits and drawbacks for removing *E. coli*. Killing *E. coli* cells using EO is very performant; still, DBPs may be generated because of reactions among NOM and oxidants [24]. EC has been established to eliminate NOM at results identical to chemical coagulation and may remove some *E. coli* [15]. Therefore, exploiting the advantages of both methods in the consecutive procedure, identical to that of a conventional multi-barrier treatment plant, may conduct to enough *E. coli* reduction and appropriate NOM elimination to satisfy water quality standards [29].

Researchers [29] applied EC-EO in industrial wastewater, conducting to a global ameliorated decomposition of chemical oxygen demand, color, turbidity, and coliforms. The requested

period to obtain 99% removal of such pollutants diminished from 21 hrs employing EO alone to 2 hrs employing EC-EO. Integrating EC with electro-Fenton, which oxidizes ferrous iron to produce hydroxyl radicals, has as well proved encouraging. Scientists [26] proved that integrating iron EC and electro-Fenton with BDD electrodes plus air diffusion in urban wastewater might attain total elimination of several pathogens, comprising *E. coli*, at a neutral pH. They established that consecutive usage of EC and electro-Fenton (current densities of 20 and 33 mA/cm<sup>2</sup>, respectively) during 30 min conducted to more important elimination than either technique alone. Different studies employed a combined electrochemical cell, where both EC and EO techniques take place in the same device [1]. More investigations illustrated that a combined electrochemical cell may greatly decrease *E. coli* levels in urban wastewater, even at current densities below 2 mA/cm<sup>2</sup> [30].

Even though incorporated electrochemical treatment methods have shown performant *E. coli* elimination in industrial and urban wastewaters, employing consecutive EC-EO for the removal of *E. coli* in potable water sources has not been mentioned until now. Therefore, Lynn [1] aimed to assess the efficiency of *E. coli* reduction via a consecutive EC-EO method in changing quality potable water.

Lynn [1] assessed consecutive EC-EO for removing *E. coli* in four model potable waters. He proved that EC was not an efficient pretreatment method for EO with a view to removing *E. coli* in groundwaters. Introducing iron via EC probably restricted enhancements in groundwater because of the consumption of oxidants and elevated total residual iron levels after filtration. Reciprocally, EO single was enough for removing *E. coli* in groundwaters, giving 4–logs and 5–logs reduction in the model shallow and model deep aquifer, respectively, employing current densities less than those needed for EC. The energy efficiency per order (EEO) of *E. coli* reduction for EO single was less than the EEO of either EC or the consecutive technique.

EC eliminated 64% of NOM from the model river water, which is substantial since NOM is a DBP precursor. Nonetheless, eliminating NOM via EC did not augment *E. coli* reduction through EO. Likely causes for the shortage of

enhanced *E. coli* removal were an elevated final pH, consumption of free chlorine by iron, or insufficient applied EO current density [1].

More study employing enhanced EC-EO with pH adjustment to treat surface waters proved that a lower pH for EC-EO somewhat elevate *E. coli* reduction, but not important. Little ameliorations in removing NOM at pH 6 or below were observed for both surface waters; however, the residual NOM would scavenge oxidants, that way restricting enhancements in *E. coli* removal via EC-EO. As more optimization of NOM reduction is necessitated, the EEO for *E. coli* reduction employing each method augmented if the initial pH was below 6, illustrating the advantage of pH adjustment [1].

Diminishing the initial pH augmented EC total remaining iron levels, which would as well ingest free chlorine [1]. Nevertheless, the total remaining iron levels following EC-EO diminished, probably because of oxidation of ferrous to ferric hydroxides (Table 1, Mechanism #2) which presented more performant floc settling. Oxidizing ferrous iron may as well provoke Fenton's reaction. A little linkage was observed among EC total remaining iron levels and *E. coli* reduction throughout EO (after EC pre-stage). Ferrous iron was as well transformed into ferric throughout EO, proving that Fenton-like reactions may have happened, conducting to the augmented *E. coli* removal. During the time that diminished initial pH ameliorated *E. coli* reduction for EO after EC, the gap was not crucial for any situation. This shows that the EO current density was too weak to produce the oxidants needed for augmented *E. coli* removal.

## 4. Conclusions

From this work, the following conclusions can be drawn:

Lynn [1] proved that EC-EO did not enhance *E. coli* reduction further away than EC single. Coming technique regulation can fruit enhancements. As an illustration, regulating the iron injection for NOM elimination would restrict the effect of oxidant scavengers. In addition, a more efficient filtration method like granular filtration would diminish NOM and total iron levels in EO influent, which would reduce consumption of free chlorine because of such constituents. More elevated EO current densities have to be exercised to the consecutive remediation to improve the reduction of *E. coli*. Enhanced *E. coli* elimination would be anticipated following more important oxidant production depending on current density.

After regulating the setup, more research is required to describe the particular routes of *E. coli* removal in potable waters throughout EO if elevated levels of iron are existing. This needs taking into account iron speciation and electrostatic interactions among the iron and microorganisms [1].

Despite the breakthroughs obtained throughout the Lynn [1] research in both EC and EO processes for disinfecting water in terms of mechanisms and optimization, great research remains to be accomplished with a view to largely accept these electrochemical techniques in the water treatment industry. Finding the correct hybridization and appropriate combination

of such methods, and probably introduce other physical techniques like adsorption and magnetic treatment [74, 75], would open large perspectives in implementing electrochemical engineering in water treatment.

## Abbreviations

BDD: Boron-doped diamond  
 DBP: Disinfection by-product  
 EC: Electrocoagulation  
 EO: Electrooxidation  
 MMO: Mixed metal oxides  
 NOM: Natural organic matter

## References

- [1] W. M. Lynn, Impact of electrocoagulation pretreatment on *E. coli* mitigation using electrooxidation, Master's These, Marquette University, Milwaukee, Wisconsin, 2019.
- [2] D. Ghernaout, Environmental principles in the Holy Koran and the Sayings of the Prophet Muhammad, *Am. J. Environ. Prot.* 6 (2017) 75-79.
- [3] D. Ghernaout, M. Touahmia, M. Aichouni, Disinfecting water: Electrocoagulation as an efficient process, *Appl. Eng.* 3 (2019) 1-12.
- [4] A. Bagga, S. Chellam, D. Clifford, Evaluation of iron chemical coagulation and electrocoagulation pretreatment for surface water microfiltration, *J. Membr. Sci.* 309 (2008) 82-93.
- [5] D. Ghernaout, A. Alghamdi, B. Ghernaout, Microorganisms' killing: Chemical disinfection vs. electrodisinfection, *Appl. Eng.* 3 (2019) 13-19.
- [6] D. Ghernaout, B. Ghernaout, From chemical disinfection to electrodisinfection: The obligatory itinerary? *Desalin. Water Treat.* 16 (2010) 156-175.
- [7] D. Ghernaout, Microorganisms' electrochemical disinfection phenomena, *EC Microbiol.* 9 (2017) 160-169.
- [8] D. Ghernaout, The Holy Koran Revelation: Iron is a "sent down" metal, *Am. J. Environ. Prot.* 6 (2017) 101-104.
- [9] D. Belhout, D. Ghernaout, S. Djezzar-Douakh, A. Kellil, Electrocoagulation of Ghrib dam's water (Algeria) in batch using iron electrodes, *Desalin. Water Treat.* 16 (2010) 1-9.
- [10] D. Ghernaout, A. Simoussa, A. Alghamdi, B. Ghernaout, N. Elboughdiri, A. Mahjoubi, M. Aichouni, A. E. A. El-Wakil, Combining lime softening with alum coagulation for hard Ghrib dam water conventional treatment, *Inter. J. Adv. Appl. Sci.* 5 (2018) 61-70.
- [11] D. Ghernaout, Greening electrocoagulation process for disinfecting water, *Appl. Eng.* 3 (2019) 27-31.
- [12] D. Ghernaout, M. Aichouni, M. Touahmia, Mechanistic insight into disinfection by electrocoagulation - A review, *Desalin. Water Treat.* 141 (2019) 68-81.
- [13] D. Ghernaout, A. Badis, B. Ghernaout, A. Kellil, Application of electrocoagulation in *Escherichia coli* culture and two surface waters, *Desalination* 219 (2008) 118-125.

- [14] N. Boudjema, N. Drouiche, N. Abdi, H. Grib, H. Lounici, A. Pauss, N. Mameri, Treatment of Oued El Harrach river water by electrocoagulation noting the effect of the electric field on microorganisms, *J. Taiwan Inst. Chem. E.* 45 (2014) 1564-1570.
- [15] C. Delaire, C. M. Van Genuchten, K. L. Nelson, S. E. Amrose, A. J. Gadgil, A. J., *Escherichia coli* attenuation by Fe electrocoagulation in synthetic Bengal groundwater: effect of pH and natural organic matter, *Environ. Sci. Technol.* 49 (2015) 9945-9953.
- [16] D. Ghernaout, Electrocoagulation process for microalgal biotechnology - A review, *Appl. Eng.* 3 (2019) 85-94.
- [17] A. Matilainen, M. Vepsäläinen, M. Sillanpää, Natural organic matter removal by coagulation during drinking water treatment: A review, *Adv. Colloid Interface Sci.* 159 (2010) 189-197.
- [18] D. Ghernaout, B. Ghernaout, A. Kellil, Natural organic matter removal and enhanced coagulation as a link between coagulation and electrocoagulation, *Desalin. Water Treat.* 2 (2009) 203-222.
- [19] D. Ghernaout, A. Badis, G. Braikia, N. Matâam, M. Fekhar, B. Ghernaout, A. Boucherit, Enhanced coagulation for algae removal in a typical Algeria water treatment plant, *Environ. Eng. Manag. J.* 16 (2017) 2303-2315.
- [20] S. Djeddar, D. Ghernaout, H. Cherifi, A. Alghamdi, B. Ghernaout, M. Aichouni, Conventional, enhanced, and alkaline coagulation for hard Ghrib Dam (Algeria) water, *World J. Appl. Chem.* 3 (2018) 41-55.
- [21] Y. Kellali, D. Ghernaout, Physicochemical and algal study of three dams (Algeria) and removal of microalgae by enhanced coagulation, *Appl. Eng.* 3 (2019) 56-64.
- [22] D. Ghernaout, Advanced oxidation phenomena in electrocoagulation process: A myth or a reality?, *Desalin. Water Treat.* 51 (2013) 7536-7554.
- [23] S. Aquino Neto, A. R. de Andrade, Electrooxidation of glyphosate herbicide at different DSA® compositions: pH, concentration and supporting electrolyte effect, *Electrochim. Acta* 54 (2009) 2039-2045.
- [24] C. E. Schaefer, C. Andaya, A. Urtiaga, Assessment of disinfection and byproduct formation during electrochemical treatment of surface water using a Ti/IrO<sub>2</sub> anode, *Chem. Eng. J.* 264 (2015) 411-416.
- [25] A. Boucherit, S. Moulay, D. Ghernaout, A. I. Al-Ghonamy, B. Ghernaout, M. W. Naceur, N. Ait Messaoudene, M. Aichouni, A. A. Mahjoubi, N. A. Elboughdiri, New trends in disinfection by-products formation upon water treatment, *J. Res. Develop. Chem.*, 2015, DOI: 10.5171/2015.628833.
- [26] E. Anfruns-Estrada, C. Bruguera-Casamada, H. Salvadó, E. Brillas, I. Sirés, R. M. Araujo, Inactivation of microbiota from urban wastewater by single and sequential electrocoagulation and electro-Fenton treatments, *Water Res.* 126 (2017) 450-459.
- [27] J. Jeong, J. Y. Kim, J. Yoon, The role of reactive oxygen species in the electrochemical inactivation of microorganisms, *Environ. Sci. Technol.* 40 (2006) 6117-6122.
- [28] M. I. Kerwick, S. M. Reddy, A. H. L. Chamberlain, D. M. Holt, Electrochemical disinfection, an environmentally acceptable method of drinking water disinfection?, *Electrochim. Acta* 50 (2005) 5270-5277.
- [29] I. Linares-Hernández, C. Barrera-Díaz, B. Bilyeu, P. Juárez-GarcíaRojas, E. Campos-Medina, A combined electrocoagulation–electrooxidation treatment for industrial wastewater, *J. Hazard. Mater.* 175 (2010) 688-694.
- [30] J. Llanos, S. Cotillas, P. Cañizares, M. A. Rodrigo, Effect of bipolar electrode material on the reclamation of urban wastewater by an integrated electrodisinfection/electrocoagulation process, *Water Res.* 53 (2014) 329-338.
- [31] D. Ghernaout, Water treatment chlorination: An updated mechanistic insight review, *Chem. Res. J.* 2 (2017) 125-138.
- [32] D. Ghernaout, M. Aichouni, A. Alghamdi, Applying Big Data (BD) in water treatment industry: A new era of advance, *Int. J. Adv. Appl. Sci.* 5 (2018) 89-97.
- [33] D. Ghernaout, S. Moulay, N. Ait Messaoudene, M. Aichouni, M. W. Naceur, A. Boucherit, Coagulation and chlorination of NOM and algae in water treatment: A review, *Intern. J. Environ. Monit. Analy.* 2 (2014) 23-34.
- [34] US EPA, National Primary Drinking Water Regulations; Announcement of the Results of EPA's Review of Existing Drinking Water Standards and Request for Public Comment and/or Information on Related Issues, Federal Register 82 (2017) 3518-3552. <https://www.govinfo.gov/content/pkg/FR-2017-01-11/pdf/2017-01-11.pdf> (Accessed on 19/08/19).
- [35] US EPA, Enhanced Coagulation and Enhanced Precipitative Softening Guidance Manual, EPA 815-R-99-012, 1999.
- [36] D. Ghernaout, A. Boucherit, Review of coagulation's rapid mixing for NOM removal, *J. Res. Develop. Chem.*, 2015, DOI: 10.5171/2015.926518.
- [37] J. K. Edzwald, J. E. Tobiason, Enhanced Coagulation: USA requirements in a broader view, *Water Sci. Technol.* 40 (1999) 637-670.
- [38] D. Ghernaout, Disinfection and DBPs removal in drinking water treatment: A perspective for a green technology, *Int. J. Adv. Appl. Sci.* 5 (2018) 108-117.
- [39] D. Ghernaout, A. I. Al-Ghonamy, M. W. Naceur, A. Boucherit, N. A. Messaoudene, M. Aichouni, A. A. Mahjoubi, N. A. Elboughdiri, Controlling coagulation process: From Zeta potential to streaming potential, *Am. J. Environ. Prot.* 4 (2015) 16-27.
- [40] D. Ghernaout, C. Laribi, A. Alghamdi, B. Ghernaout, N. Ait Messaoudene, M. Aichouni, Decolorization of BF Cibacete Blue (CB) and Red Solophenyle 3BL (RS) using aluminum sulfate and ferric chloride, *World J. Appl. Chem.* 3 (2018) 32-40.
- [41] D. Ghernaout, M. W. Naceur, A. Ouabed, On the dependence of chlorine by-products generated species formation of the electrode material and applied charge during electrochemical water treatment, *Desalination* 270 (2011) 9-22.
- [42] D. Ghernaout, A. Alghamdi, M. Aichouni, M. Touahmia, The lethal water tri-therapy: Chlorine, alum, and polyelectrolyte, *World J. Appl. Chem.* 3 (2018) 65-71.
- [43] D. Ghernaout, B. Ghernaout, On the controversial effect of sodium sulphate as supporting electrolyte on electrocoagulation process: A review, *Desalin. Water Treat.* 27 (2011) 243-254.

- [44] D. Ghernaout, B. Ghernaout, M. W. Naceur, Embodying the chemical water treatment in the green chemistry – A review, *Desalination* 271 (2011) 1-10.
- [45] D. Ghernaout, M. W. Naceur, Ferrate (VI): In situ generation and water treatment – A review, *Desalin. Water Treat.* 30 (2011) 319-332.
- [46] D. Ghernaout, M. W. Naceur, B. Ghernaout, A review of electrocoagulation as a promising coagulation process for improved organic and inorganic matters removal by electrophoresis and electroflotation, *Desalin. Water Treat.* 28 (2011) 287-320.
- [47] D. Ghernaout, A. Mariche, B. Ghernaout, A. Kellil, Electromagnetic treatment-bi-electrocoagulation of humic acid in continuous mode using response surface method for its optimization and application on two surface waters, *Desalin. Water Treat.* 22 (2010) 311-329.
- [48] D. Ghernaout, S. Irki, A. Boucherit, Removal of  $\text{Cu}^{2+}$  and  $\text{Cd}^{2+}$ , and humic acid and phenol by electrocoagulation using iron electrodes, *Desalin. Water Treat.* 52 (2014) 3256-3270.
- [49] D. Ghernaout, A. I. Al-Ghonamy, M. W. Naceur, N. Ait Messaoudene, M. Aichouni, Influence of operating parameters on electrocoagulation of C. I. disperse yellow 3, *J. Electrochem. Sci. Eng.* 4 (2014) 271-283.
- [50] D. Ghernaout, A. I. Al-Ghonamy, S. Irki, A. Grini, M. W. Naceur, N. Ait Messaoudene, M. Aichouni, Decolorization of bromophenol blue by electrocoagulation process, *Trends Chem. Eng.* 15 (2014) 29-39.
- [51] D. Ghernaout, B. Ghernaout, A. Saïba, A. Boucherit, A. Kellil, Removal of humic acids by continuous electromagnetic treatment followed by electrocoagulation in batch using aluminium electrodes, *Desalination* 239 (2009) 295-308.
- [52] D. Ghernaout, B. Ghernaout, A. Boucherit, M. W. Naceur, A. Khelifa, A. Kellil, Study on mechanism of electrocoagulation with iron electrodes in idealised conditions and electrocoagulation of humic acids solution in batch using aluminium electrodes, *Desalin. Water Treat.* 8 (2009) 91-99.
- [53] D. Ghernaout, The hydrophilic/hydrophobic ratio vs. dissolved organics removal by coagulation - A review, *J. King Saud Univ. – Sci.* 26 (2014) 169-180.
- [54] D. Ghernaout, A. I. Al-Ghonamy, N. Ait Messaoudene, M. Aichouni, M. W. Naceur, F. Z. Benchelighem, A. Boucherit, Electrocoagulation of Direct Brown 2 (DB) and BF Cibacete Blue (CB) using aluminum electrodes, *Sep. Sci. Technol.* 50 (2015) 1413-1420.
- [55] S. Irki, D. Ghernaout, M. W. Naceur, Decolorization of Methyl Orange (MO) by Electrocoagulation (EC) using iron electrodes under a magnetic field (MF), *Desalin. Water Treat.* 79 (2017) 368-377.
- [56] D. Ghernaout, Electrocoagulation process: Achievements and green perspectives, *Colloid Surface Sci.* 3 (2018) 1-5.
- [57] S. Irki, D. Ghernaout, M. W. Naceur, A. Alghamdi, M. Aichouni, Decolorization of methyl orange (MO) by electrocoagulation (EC) using iron electrodes under a magnetic field (MF). II. Effect of connection mode, *World J. Appl. Chem.* 3 (2018) 56-64.
- [58] S. Irki, D. Ghernaout, M. W. Naceur, A. Alghamdi, M. Aichouni, Decolorizing methyl orange by Fe-Electrocoagulation process – A Mechanistic Insight, *Inter. J. Environ. Chem.* 2 (2018) 18-28.
- [59] D. Ghernaout, B. Ghernaout, A. Boucherit, Effect of pH on electrocoagulation of bentonite suspensions in batch using iron electrodes, *J. Disper. Sci. Technol.* 29 (2008) 1272-1275.
- [60] A. Saïba, S. Kourdali, B. Ghernaout, D. Ghernaout, In *Desalination*, from 1987 to 2009, the birth of a new seawater pretreatment process: Electrocoagulation-an overview, *Desalin. Water Treat.* 16 (2010) 201-217.
- [61] Z. G. Aguilar, O. Coreño, M. Salazar, I. Sirés, E. Brillas, J. L. Nava, Ti|Ir–Sn–Sb oxide anode: Service life and role of the acid sites content during water oxidation to hydroxyl radicals, *J. Electroanalyt. Chem.* 820 (2018) 82-88.
- [62] H. Bergmann, T. Iourtchouk, K. Schöps, K. Bouzek, New UV irradiation and direct electrolysis—promising methods for water disinfection, *Chem. Eng. J.* 85 (2002) 111-117.
- [63] M. E. H. Bergmann, J. Rollin, Product and by-product formation in laboratory studies on disinfection electrolysis of water using boron-doped diamond anodes, *Catal. Today* 124 (2007) 198-203.
- [64] H. Särkkä, M. Vepsäläinen, M. Sillanpää, Natural organic matter (NOM) removal by electrochemical methods — A review, *J. Electroanalyt. Chem.* 755 (2015) 100-108.
- [65] M. Y. A. Mollah, R. Schennach, J. R. Parga, D. L. Cocke, Electrocoagulation (EC) — science and applications, *J. Hazard. Mater.* 84 (2001) 29-41.
- [66] D. Ghernaout, C. Benblidia, F. Khemici, Microalgae removal from Ghrib Dam (Ain Defla, Algeria) water by electroflotation using stainless steel electrodes, *Desalin. Water Treat.* 54 (2015) 3328-3337.
- [67] D. Ghernaout, B. Ghernaout, Sweep flocculation as a second form of charge neutralisation – A review, *Desalin. Water Treat.* 44 (2012) 15-28.
- [68] Y. Alshammari, D. Ghernaout, M. Aichouni, M. Touahmia, Improving operational procedures in Riyadh's (Saudi Arabia) water treatment plants using quality tools, *Appl. Eng.* 2 (2018) 60-71.
- [69] D. Ghernaout, B. Ghernaout, On the concept of the future drinking water treatment plant: Algae harvesting from the algal biomass for biodiesel production—A Review, *Desalin. Water Treat.* 49 (2012) 1-18.
- [70] D. Ghernaout, A. Alghamdi, B. Ghernaout, Electrocoagulation process: A mechanistic review at the dawn of its modeling, *J. Environ. Sci. Allied Res.* 2 (2019) 51-67.
- [71] B. Ghernaout, D. Ghernaout, A. Saïba, Algae and cyanotoxins removal by coagulation/flocculation: A review, *Desalin. Water Treat.* 20 (2010) 133-143.
- [72] D. Ghernaout, A. I. Al-Ghonamy, A. Boucherit, B. Ghernaout, M. W. Naceur, N. Ait Messaoudene, M. Aichouni, A. A. Mahjoubi, N. A. Elboughdiri, Brownian motion and coagulation process, *Am. J. Environ. Prot.* 4 (2015) 1-15.
- [73] C. A. Martínez-Huitle, E. Brillas, Decontamination of wastewaters containing synthetic organic dyes by electrochemical methods: a general review, *Appl. Catal. B Environ.* 87 (2009) 105-145.



- [74] D. Ghernaout, Magnetic field generation in the water treatment perspectives: An overview, *Int. J. Adv. Appl. Sci.* 5 (2018) 193-203.
- [75] D. Ghernaout, Greening cold fusion as an energy source for water treatment distillation - A perspective, *Am. J. Quant. Chem. Molec. Spectr.* 3 (2019) 1-5.